



# 2019 Ford F-150

## Vehicle History Report

**Trim:** Platinum

**VIN:** 4JGFB5KBXMA395199

**Type:** Pickup Truck

**Vehicle Age:** 5 Years

**Engine:** 3.0L V6 F DOHC 24V


**Fuel Type:** Gasoline

**Drivetrain:** All-Wheel Drive




Powered By:  
Kelley Blue Book  
**KBB.COM**  
The Trusted Resource

[Click or scan to view your CarReports:](#)



[Get this report in video format:](#)



### No Accidents

0 Records found



### 4 Owners

4 records found



### Safety Recalls

0 Open records



### Sales History

3 records found



### 65,400 Miles

Reported mileage



### Commercial Use

4 records found

## Kelley Blue Book® Vehicle Value

Info Currently Unavailable  
Please check back later



Kelley Blue Book® Fair Purchase Price

**\$27,500**

## Listing Price:

**\$25,000**  
**GREAT PRICE**

The offer price is:

**\$1,500 below the Kelley Blue Book® Fair Purchase Price**

## How This Vehicle Stacks Up

8.5/10



High Risk

Fair Quality

Good Quality

Great Quality

Excellent

### What does this score mean?

The higher the score, the better the vehicle's condition, safety, and value. This score reflects the vehicle's accident history, ownership trends, maintenance, and pricing—helping you quickly determine its overall quality. Use this score to compare options and make confident decisions.

### Key Reasons

- No Accidents
- Market Value: Great Price
- 3rd Owner in 5 Years

### Why it matters

Lower Scores: Consider another vehicle or get a detailed inspection.  
Higher Scores: Indicates better reliability and market value.

### Similar Vehicles (Sponsored)

(Based on your search) Click each to learn more.



Used 2016 Chevrolet Colorado Z71  
\$22,498 **GREAT PRICE**



Used 2016 RAM 1500 Rebel  
\$25,277 **FAIR PRICE**



Used 2019 Honda Ridgeline RTL-E  
\$28,991 **GOOD PRICE**

## Accident / Damage History

This vehicle has no reported accidents or damage, giving you confidence in its safety and condition. Not all issues are reported to CarReport. Click each to learn more.



**No Accidents**  
0 Issues Reported



**No Total Loss**  
0 Issues Reported



**Structural Issues**  
0 Issues Reported




**Odometer Scan**  
0 Issues Reported



**Airbag Deploy**  
0 Issues Reported



**Title Issues**  
0 Issues Reported



### Financing Options - **Est. \$708/mo**

Chase 7.4% APR For 60 mo.

**Get A Personalized Quote!**

**CHASE**

## Similar Vehicles

Near you (Sponsored)



**Used 2016 Chevrolet Colorado Z71**  
**\$22,498 GREAT PRICE**

Compact Crew Cab Truck  
5'1" Bed Length  
17 City / 24 Highway



**Used 2016 RAM 1500 Rebel**  
**\$25,277 FAIR PRICE**

Fullsize Crew Cab Truck  
5'7" Bed Length  
15 City / 21 Highway



**Used 2019 Honda Ridgeline RTL-E**  
**\$28,991 GOOD PRICE**

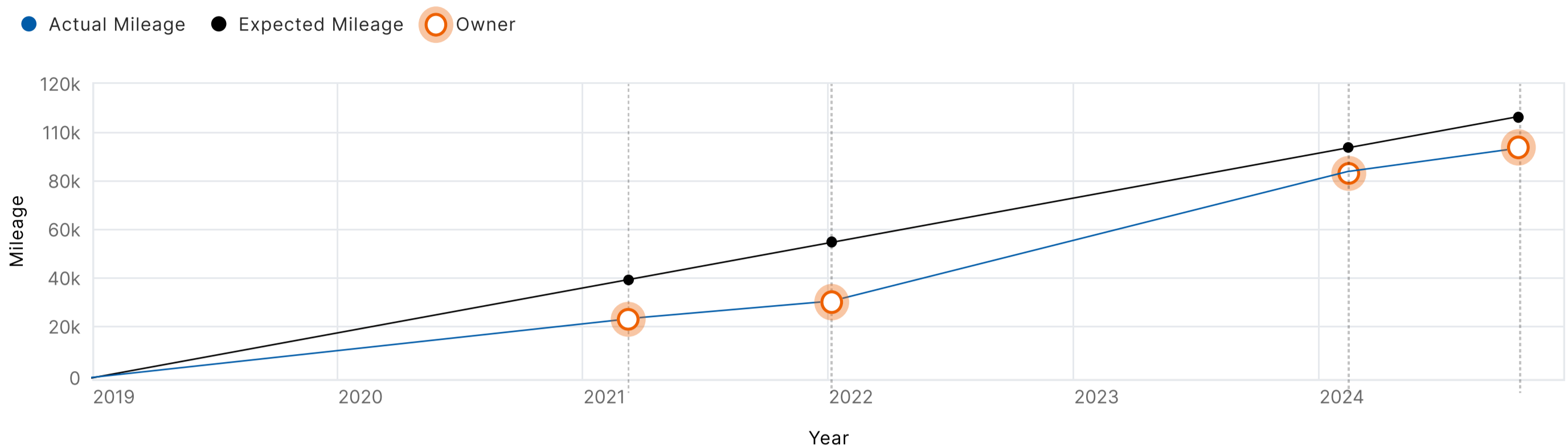
Compact Crew Cab Truck  
5'4" Bed Length  
18 City / 25 Highway

# Ownership History

**Actual Mileage: 65,400 Miles**

**Expected Mileage: 75,000 Miles**

**Low Mileage!** This car was driven less than the industry average.



[Learn More](#)

## Why Lower Mileage Can Be a Good Sign – But Also a Cautionary One

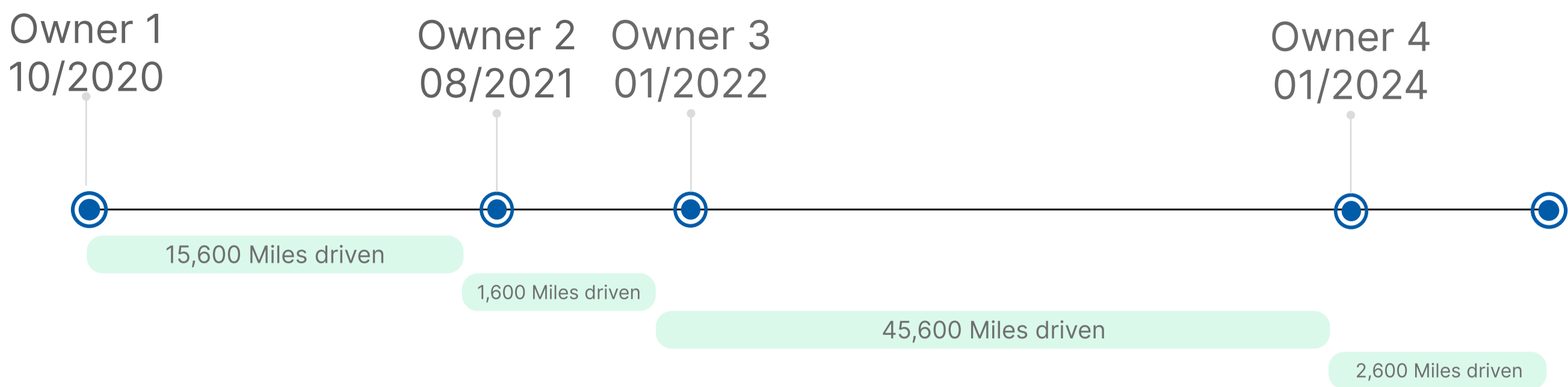
Vehicles with lower-than-expected mileage often indicate light usage, which can be a positive sign for potential buyers. Less wear and tear on critical components such as the engine, brakes, and suspension can mean the vehicle has a longer life ahead, potentially saving on maintenance and repair costs. This is particularly beneficial for newer vehicles, as low mileage often correlates with better overall condition.

**However, extremely low mileage can sometimes be a red flag. Here's why:**

1. **Lack of Regular Use:** Cars that sit unused for extended periods can develop issues such as dried-out seals, battery degradation, and fuel system problems.
2. **Odometer Rollback:** Fraudulent activity like odometer tampering can make mileage appear artificially low. It's essential to verify the mileage history through reliable sources.
3. **Short Trips:** Vehicles driven primarily for short trips may have low mileage but higher wear on the engine, as frequent stops can strain components.
4. **Maintenance Neglect:** A lightly used car may still require regular maintenance, such as oil changes, even if it hasn't been driven much. Lack of service records can be a cause for concern.

### What to Watch For:

If mileage is significantly lower than expected, ensure the vehicle's history aligns with its usage. Check for maintenance records, odometer consistency, and signs of prolonged storage. When everything checks out, a low-mileage car can be an excellent value, offering longevity and reduced ownership costs.



## Ownership Summary

This 2019 Ford F-150 has 65,400 miles and **0 reported accidents**. It has 4 owners across 3 states, exceeding the industry average of 3 owners in 6 years. It has **LOW mileage**, averaging 13,080 miles per year—13% lower than the industry average of 15,000 miles per year. It has been registered as a commercial, personal, and lease vehicle.

## Detailed History

### Owner 1

 Florida, United States - Personal lease

Purchase Year: 2019

Actual Mileage Driven: 15,600 Miles

This owner drove near the industry average of 15,000 miles per year.

 **No Issues Reported**

### Owner 2

 Florida, United States - Commercial vehicle

Purchase Year: 2021

Actual Mileage Driven: 1,600 Miles

**Low Mileage!** This owner drove 23% below the industry average for this car.

 **No Issues Reported**

## Detailed History

### Owner 3

 Florida, United States - Personal vehicle

Purchase Year: 2022

Actual Mileage Driven: 45,600 Miles

**High Mileage!** This owner drove 47% above the industry average for this car.

 **No Issues Reported**

### Owner 4

 Florida, United States - Personal vehicle

Purchase Year: 2024

Actual Mileage Driven: 1,600 Miles

**Low Mileage!** This owner drove 20% below the industry average for this car.

 **No Issues Reported**

## Similar Vehicles

Near you (Sponsored)



**Used 2016 Chevrolet  
Colorado Z71**  
**\$22,498 GREAT PRICE**

Compact Crew Cab Truck  
5'1" Bed Length  
17 City / 24 Highway



**Used 2016 RAM 1500  
Rebel**  
**\$25,277 FAIR PRICE**

Fullsize Crew Cab Truck  
5'7" Bed Length  
15 City / 21 Highway



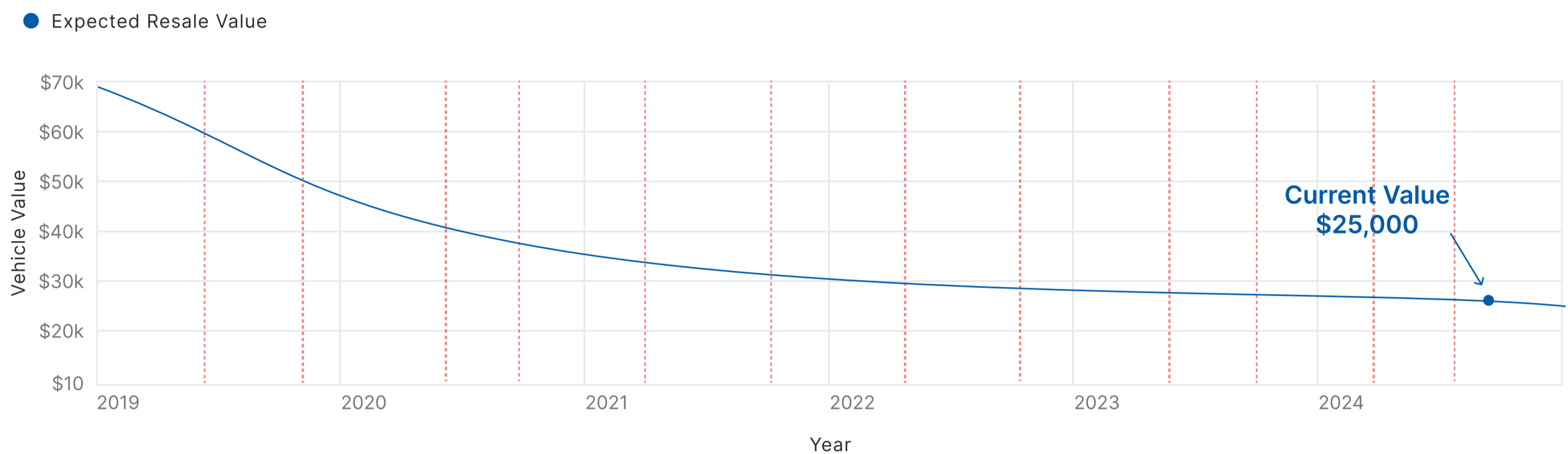
**Used 2019 Honda  
Ridgeline RTL-E**  
**\$28,991 GOOD PRICE**

Compact Crew Cab Truck  
5'4" Bed Length  
18 City / 25 Highway

# 2019 Ford F-150 Depreciation Curve

Current Market Value: \$25,000

As mileage and age increase, the car's resale value typically decreases.



Learn More

## 2019 Ford F-150 Depreciation Curve

This graph shows the relationship between mileage and vehicle value over time. As mileage increases, the car's resale value typically decreases, following a predictable depreciation curve. Regular maintenance is key to slowing this decline and maximizing long-term value.

### Maintenance Intervals & Recommended Tasks

The red dashed lines on the graph highlight key maintenance milestones. Performing scheduled maintenance at these intervals helps ensure the vehicle runs efficiently and retains its value.


Mileage (in miles)	Recommended Tasks	Estimated Cost Range
5,000 – 7,500 miles	Oil change, tire rotation, multi-point inspection	\$50 - \$100
15,000 miles	Oil change, tire rotation, cabin air filter replacement	\$100 - \$200
30,000 miles	Oil change, tire rotation, engine air filter replacement, brake inspection	\$200 - \$400
60,000 miles	Oil change, tire rotation, spark plug replacement, transmission fluid check	\$500 - \$800

### Why Regular Maintenance Matters

- Preserves Resale Value: Maintaining a vehicle as recommended by the manufacturer can prevent depreciation from accelerating.
- Avoids Costly Repairs: Regular inspections help identify potential issues early before they become major problems.
- Maintains Safety and Performance: Proper maintenance ensures optimal engine performance, braking efficiency, and overall driving safety.


# Similar Vehicles

Near you (Sponsored)




**Used 2016 Chevrolet Colorado Z71**  
**\$22,498 GREAT PRICE**

Compact Crew Cab Truck  
 5'1" Bed Length  
 17 City / 24 Highway



**Used 2016 RAM 1500 Rebel**  
**\$25,277 FAIR PRICE**

Fullsize Crew Cab Truck  
 5'7" Bed Length  
 15 City / 21 Highway



**Used 2019 Honda Ridgeline RTL-E**  
**\$28,991 GOOD PRICE**

Compact Crew Cab Truck  
 5'4" Bed Length  
 18 City / 25 Highway

## Insurance Estimates: 2019 Ford F-150 in Alabama

Explore your personalized premium range based on location, vehicle, and driver profile. Get accurate quotes and find the right coverage today!

<p><b>Low Estimate</b>  <b>For Safe Drivers</b></p> <p>Depends on your location, driving history, and coverage needs.</p> <p><b>\$100</b> /monthly</p> <p><a href="#">Get a Personalized Quote!</a></p>	<p>Common</p> <p><b>Average Estimate</b>  <b>For Safe Drivers</b></p> <p>Depends on your location, driving history, and coverage needs.</p> <p><b>\$138</b> /monthly</p> <p><a href="#">Get a Personalized Quote!</a></p>	<p><b>High Estimate</b>  <b>For Safe Drivers</b></p> <p>Depends on your location, driving history, and coverage needs.</p> <p><b>\$300</b> /monthly</p> <p><a href="#">Get a Personalized Quote!</a></p>
---	---	--



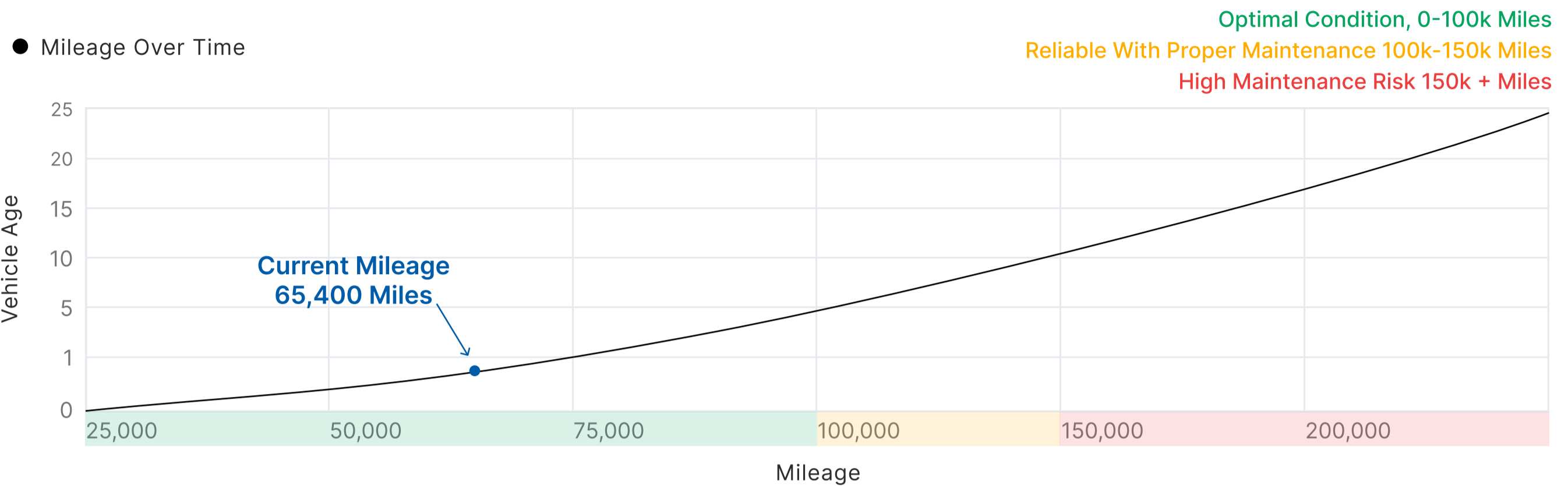
Good drivers save more,  
 You could be saving hundreds.  
**Get A Free Quote Now!**





# 2019 Ford F-150 Life Expectancy

Expected Mileage: ~200,000 miles  
 Expected Years: 10-15 years



## Is the F-150 Capable in Alabama?

Where the 2019 Ford F-150 Excels



**Off-Road/Trails**  
 Highly Suitable

Ideal for forest trails and muddy terrain. Equipped with off-road-ready suspension and 4WD.



**Highway/City**  
 Highly Suitable

Rough gear shifts or hesitation has been reported by owners due to a faulty 10-speed transmission. Check for software updates/repairs



**Snow/Ice**  
 Low Suitability

Alabama winters rarely see snow, but if traveling north, 4WD helps in light snow.



**Sand/Dunes**  
 Moderate Suitability

Handles sandy conditions, particularly at beaches or rural dirt roads, with proper tire adjustments.

## Registering this car in Alabama in 2025

What to Expect

- Registration Fee: \$23-\$105
- Frequency: Yearly
- Requirements: VIN inspection: At the county vehicle licensing office

U.S. states set their own vehicle inspection laws for regular passenger vehicles, so specific requirements, inspection fees, and frequency can vary widely. Several U.S. states, such as Alaska, don't require any vehicle inspections.<sup>[1]</sup> Other states, like Rhode Island, require safety and vehicle emissions inspections, while some may only require VIN inspections.<sup>[2]</sup>

Brought to you by: **INSURIFY**

# What Owners Think

2019 Ford F-150 Reliability & Common Issues

**Overall Reliability** ★★★★★ (4/5)

A powerful, durable truck with excellent towing capability and resale value, though some common issues with transmission and electrical systems have been reported.

## Common Issues & What to Watch For



### Transmission

Rough gear shifts or hesitation has been reported by owners due to a faulty 10-speed transmission. Check for software updates/repairs.



### Electrical System

Some owners report glitches in the infotainment and window regulators, due to wiring or software bugs. Ensure all software updates are applied.




### Brake System

Some owners have symptoms of premature brake wear or soft pedal. Ensure to inspect and replace as needed.



### Engine (EcoBoost)

Loss of power or misfire reported, caused by carbon buildup in intake valves. Intake cleaning recommended after 50,000 miles.



## Financing Options - Est. \$708/mo

Chase 7.4% APR For 60 mo.

**Get A Personalized Quote!**

**CHASE**

## Consumer Feedback Summary

### Positive Feedback

1. Strong towing and hauling power
2. Spacious and comfortable cabin
3. High resale value

### Negative Feedback




1. Rough gear shifts in some models
2. Electrical glitches reported
3. Potential engine performance issues


## Is the 2019 Ford F-150 Platinum a Safe Choice Against Theft?

### Low Risk of Theft

The 2019 Ford F-150 Platinum is ranked among vehicles with low theft probabilities based on current national data. Owners can feel confident knowing this vehicle is less targeted.

## Why the F-150 Stands Out

-  Equipped with factory-installed anti-theft systems and immobilizers.
-  Historically lower theft rates compared to other trucks in its category.
-  Geographically less likely to be targeted in areas like Alabama (Zip: 35004).s typically see lower demand in the winter months, giving buyers leverage.

 *Tip: Adding aftermarket security (steering wheel locks, GPS trackers) can further minimize theft risk.*

# Title History

Damage Brands	Comment
Flood damage <a href="#">i</a>	✓ No Problems Found!
Fire damage <a href="#">i</a>	✓ No Problems Found!
Hail damage <a href="#">i</a>	✓ No Problems Found!
Salt water damage <a href="#">i</a>	✓ No Problems Found!
Vandalism <a href="#">i</a>	✓ No Problems Found!
Kit <a href="#">i</a>	✓ No Problems Found!
Dismantled <a href="#">i</a>	✓ No Problems Found!
Junk <a href="#">i</a>	✓ No Problems Found!
Rebuilt <a href="#">i</a>	✓ No Problems Found!
Reconstructed <a href="#">i</a>	✓ No Problems Found!
Salvage: Damage or Not Specified <a href="#">i</a>	✓ No Problems Found!
Test Vehicle <a href="#">i</a>	✓ No Problems Found!
Refurbished <a href="#">i</a>	✓ No Problems Found!
Collision <a href="#">i</a>	✓ No Problems Found!
Salvage Retention <a href="#">i</a>	✓ No Problems Found!
Prior Tax <a href="#">i</a>	✓ No Problems Found!
Prior Police <a href="#">i</a>	✓ No Problems Found!
Original Tax <a href="#">i</a>	✓ No Problems Found!
Original Police <a href="#">i</a>	✓ No Problems Found!
Remanufactured <a href="#">i</a>	✓ No Problems Found!
Gray Market <a href="#">i</a>	✓ No Problems Found!
Warranty Return <a href="#">i</a>	✓ No Problems Found!
Antique <a href="#">i</a>	✓ No Problems Found!
Classic <a href="#">i</a>	✓ No Problems Found!
Agricultural Vehicle <a href="#">i</a>	✓ No Problems Found!
Logging Vehicle <a href="#">i</a>	✓ No Problems Found!

Street Rod <a href="#">i</a>	✓	No Problems Found!
Vehicle Contains Reissued VIN <a href="#">i</a>	✓	No Problems Found!
Replica <a href="#">i</a>	✓	No Problems Found!
Totaled <a href="#">i</a>	✓	No Problems Found!
Owner Retained <a href="#">i</a>	✓	No Problems Found!
Bond Posted <a href="#">i</a>	✓	No Problems Found!
Memorandum Copy <a href="#">i</a>	✓	No Problems Found!
Parts Only <a href="#">i</a>	✓	No Problems Found!
Recovered Theft <a href="#">i</a>	✓	No Problems Found!
Undisclosed Lien <a href="#">i</a>	✓	No Problems Found!
Prior Owner Retained <a href="#">i</a>	✓	No Problems Found!
Vehicle Non-conformity Uncorrected <a href="#">i</a>	✓	No Problems Found!
Vehicle Non-conformity Corrected <a href="#">i</a>	✓	No Problems Found!
Vehicle Safety Defect Uncorrected <a href="#">i</a>	✓	No Problems Found!
Vehicle Safety Defect Corrected <a href="#">i</a>	✓	No Problems Found!
VIN Replaced <a href="#">i</a>	✓	No Problems Found!
Gray Market: Non-compliant <a href="#">i</a>	✓	No Problems Found!
Gray Market: Compliant <a href="#">i</a>	✓	No Problems Found!
Manufacturer Buy Back <a href="#">i</a>	✓	No Problems Found!
Former Rental <a href="#">i</a>	✓	No Problems Found!
Salvage: Stolen <a href="#">i</a>	✓	No Problems Found!
Salvage: Reasons Other Than Damage or Stolen <a href="#">i</a>	✓	No Problems Found!
Disclosed Damage <a href="#">i</a>	✓	No Problems Found!
Prior Non-Repairable / Repaired <a href="#">i</a>	✓	No Problems Found!
Crushed <a href="#">i</a>	✓	No Problems Found!
Odometer: Actual <a href="#">i</a>	✓	No Problems Found!
Odometer: Not Actual <a href="#">i</a>	✓	No Problems Found!
Odometer: Tampering Verified <a href="#">i</a>	✓	No Problems Found!

Odometer: Exempt from Odometer Disclosure <a href="#">i</a>	✓ No Problems Found!
Odometer: Exceeds Mechanical Limits <a href="#">i</a>	✓ No Problems Found!
Odometer: May be Altered <a href="#">i</a>	✓ No Problems Found!
Odometer: Replaced <a href="#">i</a>	✓ No Problems Found!
Odometer: Reading at Time of Renewal <a href="#">i</a>	✓ No Problems Found!
Odometer: Discrepancy <a href="#">i</a>	✓ No Problems Found!
Odometer: Call Title Division <a href="#">i</a>	✓ No Problems Found!
Odometer: Exceeds Mechanical Limits Rectified <a href="#">i</a>	✓ No Problems Found!

## CarReport Vehicle History Data Disclaimer

### About CarReport Data

CarReport compiles vehicle history data from multiple trusted sources. Our database contains millions of records, offering key insights into a vehicle's history, including accidents, odometer readings, title information, and previous registrations (e.g., fleet, personal, or commercial use).

While CarReport aims to provide a comprehensive report for every Vehicle Identification Number (VIN), we may not include every event in a vehicle's history. Reports are limited to the data available and reported to us.

Before buying a used car, we recommend:

1. Obtaining a CarReport vehicle history report.
2. Taking the vehicle for a test drive.
3. Having it inspected by a qualified mechanic to uncover potential unreported issues.

Do CarReport Vehicle History Reports Include Accident Data?

Yes, accidents reported to CarReport are included in our vehicle history reports. This includes information about the most severe incidents where data is available.

However, CarReport does not guarantee that all accidents will appear in the report. Many accidents are never reported or are recorded by sources not accessible to CarReport.

To ensure the vehicle is in good condition, we strongly recommend:

- Consulting a qualified mechanic to identify unreported damage.
- Performing thorough inspections before purchase.

What if I Know a Vehicle Had an Accident, but It's Not Listed?

CarReport aggregates data from various sources to compile a vehicle history report. However, some accidents may not appear because:

1. They were never reported.
2. They were reported to sources not available to CarReport.

If you are aware of an accident missing from a CarReport, please let us know by contacting us through our "Contact Us" form.  
Important Note on Accuracy

When CarReport lists an accident, it means the vehicle has a documented history of accident involvement. A "no accident" status simply reflects the available data in our system.

CarReport relies on data from a variety of third-party sources. As such, while we strive to provide accurate and complete information, CarReport cannot guarantee the accuracy or completeness of the report. We encourage all customers to conduct further inspections and consult with authorized professionals.

CarReport is one tool in making an informed decision. Always pair the report with professional inspections and test drives.

Help Us Improve!

We value your feedback. Share your thoughts, ideas, and suggestions with us to help improve CarReport. Contact us anytime through our "Contact Us" form.

**Kelley Blue Book® Fair Purchase Price (New)**

Updated weekly, the Kelley Blue Book® Fair Purchase Price for new cars is generally the midpoint of the Fair Market Range. It is Kelley Blue Book's estimate of what a consumer can reasonably expect to pay this week in their area for a new vehicle configured with their selected options, excluding taxes, title, fees and any available rebates or incentives. It's based on actual new-car transactions, plus data from other reliable third-party sources as well as market conditions.

**Kelley Blue Book® Fair Purchase Price (Used)**

Updated weekly, the Kelley Blue Book® Fair Purchase Price for used cars is generally the midpoint of the Fair Market Range. It is Kelley Blue Book's estimate of what a consumer can reasonably expect to pay this week in their area for this year, make and model used vehicle with typical miles and configured with their selected options, excluding taxes, title and fees, when buying from a dealer. It's based on actual used-car transactions, plus data from other reliable third-party sources as well as market conditions.

